


br6

BARRIERE AUTOMATICHE D'ACCESSO
AUTOMATIC ACCESS BARRIERS
AUTOMATICKÉ ZÁVORY

REGIO ELETTRONICA



telcoma
automations



Barriera oleodinamica d'accesso.


Barriera oleodinamica con trattamento di cataporesi e verniciatura. Dotata di rallentamento idraulico e completa di centrale. Lunghezza max asta 6,25 m. Versione per aperture sinistre e destre.

Hydraulic entrance barrier.


Hydraulic barrier with cataphoretic treatment and painted. Hydraulic slowing down and control unit. Max boom length 6,25 m. Left and right opening version.

Hydraulická závora.

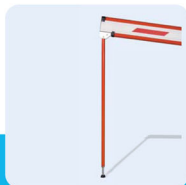
Hydraulická závora s kataforickou povrchovou úpravou a lakováním. S funkcí plynulého dojezdu a řídicí jednotkou. Max. délka ramene 6,25 m. K dispozici pravá i levá verze otevírání.



pedino di appoggio a forcella
forked resting support
pevná podpěra



asta tubolare
tubular bar
kruhová tyč



pedino di appoggio snodato
knuckle resting support
kloubová podpěra

| Caratteristiche | Characteristics | Parametry | U.M. | BR6 SX | BR6 DX |
|---------------------------|--------------------------|---------------------------|-------|------------|------------|
| Tensione di alimentazione | Power supply | Napájení | (Vac) | 230 | 230 |
| Alimentazione motore | Motor power supply | Napájení pohonu | (Vac) | 230 | 230 |
| Lunghezza max. asta | Max. boom length | Max. délka ramene | (m) | 6,25 | 6,25 |
| Coppia nominale | Nominal torque | Jmenovitý kroutivý moment | (Nm) | 320 | 320 |
| Corrente max. assorbita | Max. current consumption | Max. odběr proudu | (A) | 1,9 | 1,9 |
| Potenza max. assorbita | Max. power consumption | Max. výkon | (VA) | 350 | 350 |
| Angolo max. di rotazione | Max. angle of rotation | Max. úhel otevření | (°) | 90 | 90 |
| Tempo apertura | Opening time | Doba otevření | (s) | 4,5 | 4,5 |
| Movimento irreversibile | Irreversible movement | Samosvorný pohon | () | YES / ANO | YES / ANO |
| Temp. di funzionamento | Working temp. | Provozní teplota | (°C) | -20+70 | -20+70 |
| Grado di protezione | Protection degree | Stupeň ochrany | (IP) | 55 | 55 |
| Olio motore | Motor oil | Typ oleje | () | TS30 | TS30 |
| Intermittenza lavoro | Working intermittence | Poměr chod ; klid | (%) | 50 | 50 |
| Peso | Weight | Hmotnost | (Kg) | 80,0 | 80,0 |
| Rallentamento | Slowing down | Zpomalení | () | YES / ANO | YES / ANO |
| Centralina incorporata | Control panel included | Včetně řídicí jednotky | () | YES / ANO* | YES / ANO* |

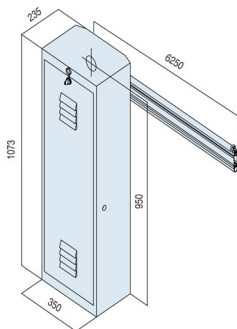
*mod: T 101

*mod: T 101

*mod: T 101

Misure d'ingombro Dimensions Rozměry

BR 6 SX



BR 6 DX

